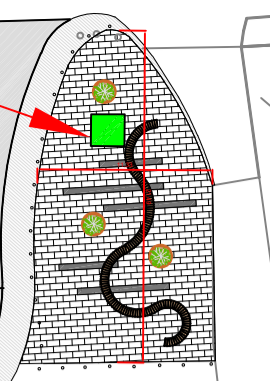


Landscape plan 1:250 on A1 (01)

Key plan 1:2000 on A1



Legend

SOFT LANDSCAPING

Individual trees and shrubs

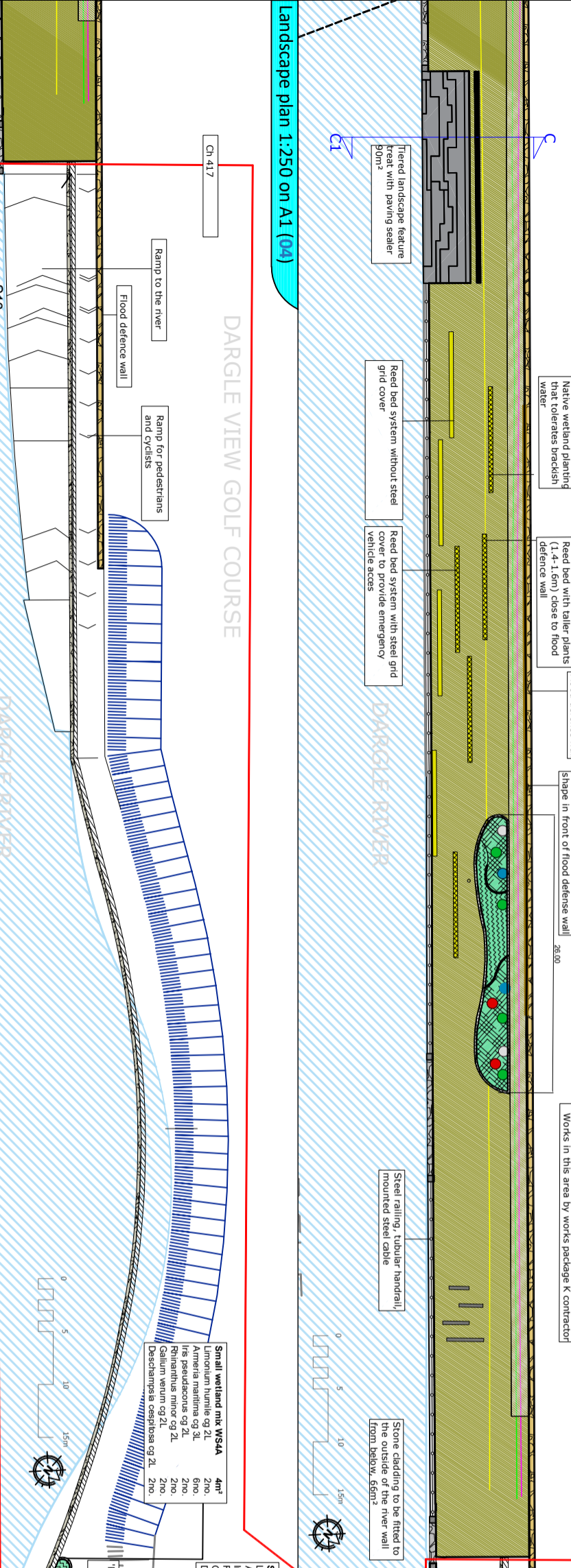
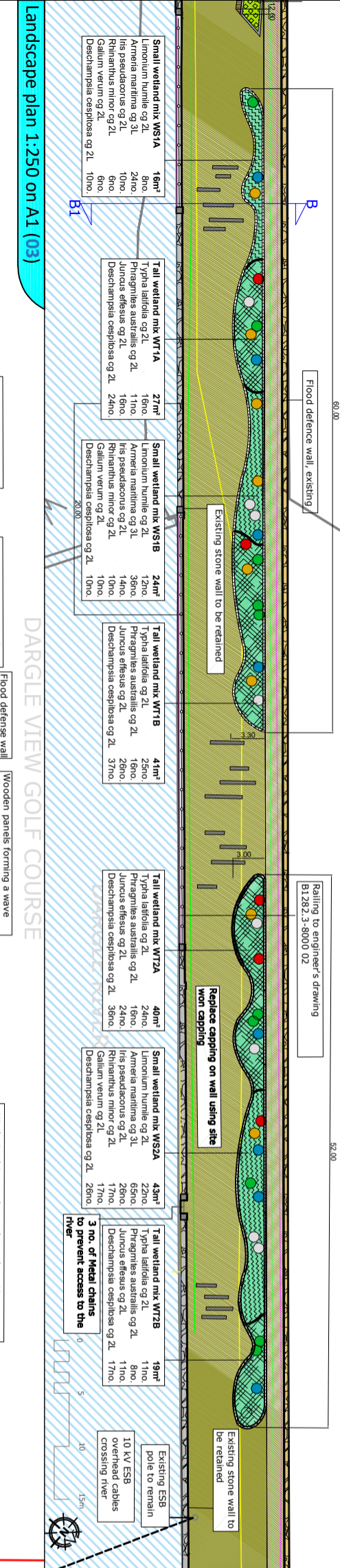
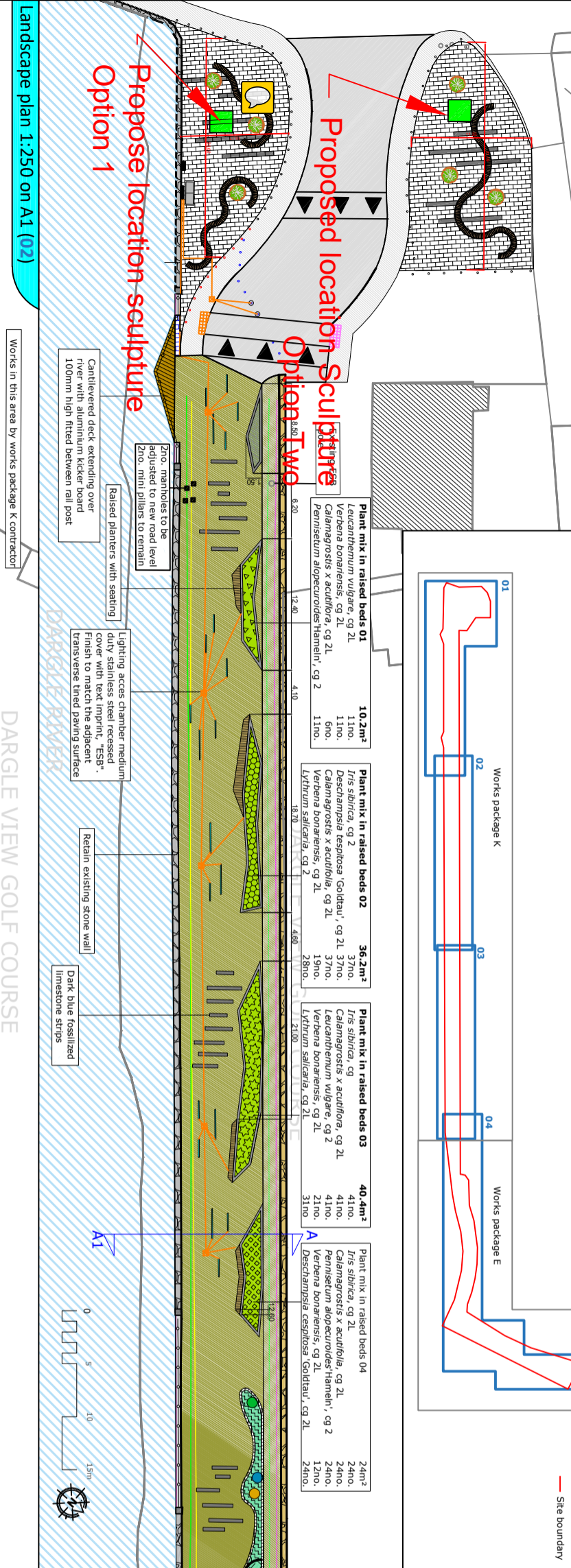
- Salix purpurea*, c9 20L
- Hippophae rhamnoides*, c9 20
- Cataegus monogyna*, c9 20
- Eunymus europaeus*, c9 20
- Olearia macrodonta*, c9 20
- Rolled grass turf

HARD LANDSCAPING

- Raised planting bed, poured in situ concrete
- Raised planting bed with seating
- poured in situ concrete, recycled composite timber
- "Rough & Ready" curved bench (57 in m)
- timber, galvanized steel
- Cantilevered decking extending over river
- steel, refer to engineer's detail, 60kg B1282.3-8000 02
- 18 and chip pavement on hardcore build up
- 2400mm²
- Existing concrete paving
- with tar and chip applied
- Recently laid precast concrete paving to be treated with paving sealer
- 376m²
- Dark blue limestone strips, 600x300x150mm
- 51m²
- Flood defence wall, existing
- Existing stone wall to be retained 228m, m
- New stone wall to match existing estimated at 20m, m
- New paving to match recently laid
- 600mm thick limestone granite finish
- 1m, m
- Existing concrete paving, double row
- refer to detail on drawing 028915_DD_03
- 12m²
- Existing tactile paving, double row
- 12m²
- Silver granite sets, 100x100x100
- 8m²
- Cantilevered decking extending over river
- steel, refer to engineer's detail, 60kg B1282.3-8000 02
- 100mm in width, 33x20mm mesh size
- Existing coping reused
- concrete at along the edge shall be reinforced
- and 250mm thick
- 1788
- Wave shaped wooden panels
- Existing bollards to be retained
- 10m, m
- Relocated bollards
- De-mountable bollards
- Public lighting columns with LED luminaires
- Relocated concrete support piers
- 13m, m
- Lighting access chambers
- 5m, m
- Remounted stainless steel recessed manhole cover with text imprint, "ESB"
- 286litre, m
- Ducting

Works in this area by works package E contractor

Works in this area by works package K contractor



Works in this area by works package E contractor

Works in this area by works package K contractor

Legend

- Existing EIR pipeline
- Existing ESB pipeline
- Existing grass
- Locations of services are indicative and are to be verified on site
- Special soil for raised planters
- 50% special quality screened top soil with 10% ericid pro grow, mixed thoroughly into the full depth
- Special soil for ground level planting
- 50% day beam mixed thoroughly with 50% ericid pro grow
- Heavy duty metal chain fixed to existing wall 31m at both ends, zinc electroplated, blue chromated, links 50mm in length, 10mm thickness
- All planting areas to be covered with a porous weed suppressing fibre and mulched with bark mulch

Client: Wicklow County Council

Project title: Landscape Masterplan

Project package: K Ravenswell road Landscaping and Amenity Works

Scale: 1:250 on A1

Date: June 2016

Revision: K

| Rev | Date | By | Description |
|-----|----------|-----|--------------------------------------|
| A | 09/06/16 | BV | Landscape Masterplan |
| B | 28/06/16 | BV | Extra steps |
| C | 02/08/16 | BV | Changes to plaza area |
| D | 17/08/16 | BV | Minor changes |
| E | 12/09/17 | ECI | Omission of steps and deck |
| F | 27/09/17 | ECI | Minor changes, changes to quantities |
| G | 14/09/17 | ECI | Changes to EIR, ESB, ESB |
| H | 20/09/17 | ECI | Changes to EIR, ESB, ESB |
| I | 23/09/17 | ECI | Minor changes to EIR, ESB |
| J | 23/09/17 | ECI | Minor changes to EIR, ESB |
| K | 13/10/17 | ECI | Changes to EIR, ESB, ESB |

Other information:

One set from: South Down, Wicklow, Co. Wicklow

AUSTEL ASSOCIATES

Project Management: Wicklow County Council